

# Ahrend Qabin Call

## Qabin Call with worktop and without stool

This product is designed following our circular design strategy derived from the Dutch NPR8313-2 guideline for Circular offices and learning environments. Our circular design strategy focuses on maximizing value of product lifecycles and minimizing raw material extraction.

### Lifetime extension, reuse and recycling

We are committed to keep the environmental footprint of our products as low as possible. With our Circular Hub we make sure that products keep in the cycle for as long as possible. Together we will take care of a sustainable solution.

- › Lifetime extension by repair, maintenance or refurbishment
- › Take back for reuse
- › Reuse parts and/or materials
- › Recycling

### Circular design

- › Modular product design with standardised parts facilitates reuse and adaptability
- › Product (dis)assembly manual available
- › Product is designed for easy (dis)assembly with standardised tools
- › Modular interchangeable components

### Certificates

- › This product has low VOC emissions, ANSI BIFMA 7.1. e3 furniture sustainability test rapport available
- › This product has an Environmental Product Declaration (EPD) according to ISO14025 and EN15804



407,61 kg  
Weight

12,4%  
Recycled content\*

95,78%  
Recyclability\*\*

\* Total percentage recycled content in product based on suppliers' data and market availability. The source of recycled content is both post-industrial and post-consumer.

\*\* The recyclability percentage is the maximum percentage of the product that is recyclable, based on the availability of recycling facilities in the specified region.

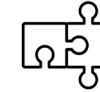


● Raw materials, incl. extraction and processing	1170,00	94%
● Production, processing and assembly	92,10	7%
● Distribution, user stage and maintenance	149,00	12%
● End-of-life stage, waste-processing and disposal	111,74	9%
Reuse, recovery, recycling potential	-274,00	-22%
<b>Total</b>	<b>1248,84</b>	<b>100%</b>

Materials	Weight (gr)	% of total	Resource
Steel	106.450	26,1%	Virgin non-renewable and recycled content
Laminated glas	80.100	19,7%	Virgin non-renewable
Wood (multiplex)	50.350	12,4%	Virgin non-renewable
Aluminium	30.150	7,4%	Virgin non-renewable and recycled content
Polyethylene terephthalate	17.550	4,3%	Virgin non-renewable and recycled content
Bitumen	15.200	3,7%	Virgin non-renewable
Wool	10.900	2,7%	Virgin non-renewable
Polyester	6.200	1,5%	Virgin non-renewable
Electrical components	2.640	0,6%	Virgin non-renewable
Polyester powdercoating	2.000	0,5%	Virgin non-renewable
Rubber	1.600	0,4%	Virgin non-renewable
Polybutyleentereftalaat	830	0,2%	Virgin non-renewable
Polyamid 6	200	0,0%	Virgin non-renewable
Polypropylene	150	0,0%	Virgin non-renewable
LED light	140	0,0%	Virgin non-renewable
Polyurethane	30	0,0%	Virgin non-renewable
Copper	20	0,0%	Virgin non-renewable and recycled content
Packaging: Plywood	78.000	19,1%	Virgin non-renewable
Packaging: Cardboard	4.300	1,1%	Virgin non-renewable
Packaging: LDPE bag	800	0,2%	Virgin non-renewable and recycled content
<b>Total</b>	<b>407,61</b>	<b>100%</b>	



Manufactured in  
**On site**



Production location  
**China**



Renewable energy assembly location  
**Unknown**

## Materials

### Material composition

Ahrend selects its materials following strict criteria when it comes to responsible sourcing, material safety, longevity and the entire lifecycle of a material. Before we choose a material, we first look at material safety of a material, following the cradle-to-cradle philosophy that materials first have to be safe, in order to be circular. We look at minimum impact of material input, by choosing re-used materials over new, virgin materials. We select materials that have a lifespan of more than one economic lifecycle so that the material can be re-used multiple economic lifecycles.

### Material safety

No substances listed on the REACH Candidate list of Substances of Very High Concern (SVHC) have been intentionally added to the homogeneous material or are a known contaminant in the homogeneous material.

### Material selection

- ▶ All wood in this product is responsibly sourced.
- ▶ All our lacquers are powder coated. Powder coating is a (more) sustainable method compared to other methods, that does release any harmful substances and 100% of the pure raw material is used.

Want to learn more?  
Contact your account manager or visit [www.ahrend.com](http://www.ahrend.com)

## Procurement

When selecting our suppliers, we require our business partners to comply with the same ethical business behaviour with respect for labour-, human- and environmental rights. Ahrend maintains long-term relationships with many of its suppliers, some spanning several decades, which is a key advantage for the further development of products, technologies and materials.

## Environmental Product Declaration

Ahrend conducted a life cycle assessment for this product to measure their environmental impacts. Alongside their carbon footprint, we also study other impacts such as resource depletion and water scarcity. This EPD can be found on the following pages.

## Production and packaging

The packaging is designed as a flat-pack to minimize transportation volume.



# Third party verified Environmental Product Declaration

According ISO 14025, EN 15804+A2 & NMD Assessment Method 1.1

## Company information

Manufacturer: Royal Ahrend  
Production location: Suzhou Antriol Sheet Metal Production  
Address: No.135 West Yanshan Road, Chengxiang Town, Taicang City  
E-mail: info@ahrend.com  
Website: www.ahrend.com

## EPD information

Product name: Modular Office Booths – Qabin Call  
Date of issue: 23-02-2024  
End of validity: 23-02-2029  
PCR: ISO 14025 & EN 15804+A2 (+indicators A1)  
LCA method: NMD Assessment Method 1.1  
LCA software: Ecochain Mobius  
Version database: Ecoinvent v3.6 Cut-Off

Declaration from the verifier, Tim Mol 23-2-2023:

“the methodologies and data collection that are described in this report, comply with the requirements that are stated in “Environmental Performance Assessment Method for Construction Works” version 1.1, released in March 2022, and the standards that it is based on: ISO 14040, ISO 14044 en NEN-EN 15804.



## Declared products

Qabin Call

## Scope of declaration

Functional unit: One product (piece)  
System boundaries: Cradle-to-grave  
Life cycle stages included:

A1	A2	A3	A4	A5	B1	B2	B3	B4	B5	B6	B7	C1	C2	C3	C4	D
x	x	x	x	x	x	x	x	x	x	MND	MND	x	x	x	x	x

(x = included, MND = module not declared)

## Product information

### Description of the product:

The Ahrend Qabin Collection is a series of modular self-contained spaces in an open working environment. They can be seen as self-standing booths that can be connected to form larger spaces. The interior is insulated to provide acoustic dampening and equipped with electrical components such as LED lights and a fan for lighting and ventilation respectively. The dimension and weight of the Qabin Call can be seen in the table below. The Qabin has a lifetime of 10 years.

Qabin variant	Width (cm)	Depth (cm)	Height (cm)	Weight (kg)
Call	100	120	223	324,51

### Description of manufacturing process:

Materials and parts are delivered at Ahrend production facilities in Taicang City. Parts are assembled to end product.

### Processes that are taking place in the Ahrend production facility in Sint-Oedenrode include:

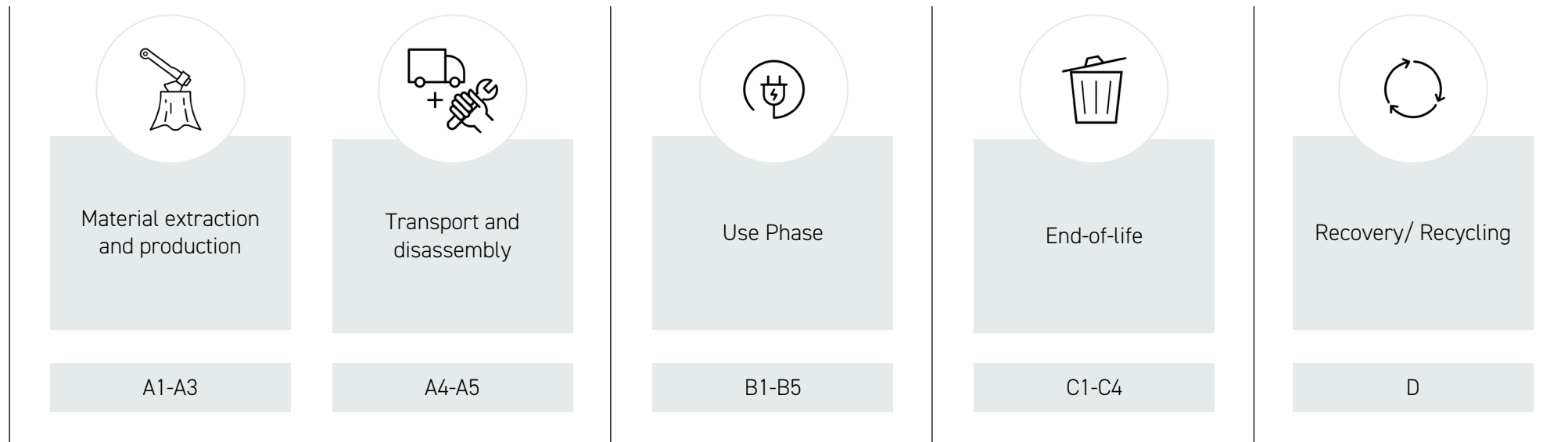
- Laser cutting, punching, bending and welding of steel
- Powder coating of aluminium and steel
- Final product assembly with manual tooling

### Description of packaging materials:

The product is packaged in a plywood box with cardboard and LDPE

Qabin variant	Plywood (kg)	Cardboard (kg)	LDPE (kg)
Call	78	4,3	0,8

# Process boundary



# Ahrend Qabin Call

Results of the environmental performance indicators (LCA results) of one functional unit (one Ahrend Qabin Call)

[Call] Impact category	Reference unit	A1-A3	A4	A5	B1-B7	C1	C2	C3	C4	D	Total
ECI Single score	Euro	1.77E+02	2.00E+01	-1.06E+00	1.11E+01	0.00E+00	3.23E-01	7.03E+00	8.66E-02	-3.63E+01	1.78E+02
[Set 1] Abiotic depletion, fuel (ADPF)	kg Sb eq	8.52E+00	5.90E-01	-1.71E-02	1.12E+00	0.00E+00	1.96E-02	5.51E-02	3.68E-03	-1.72E+00	8.58E+00
[Set 1] Abiotic depletion, non-fuel (ADPE)	kg Sb eq	3.26E-02	1.04E-03	-2.83E-05	6.08E-04	0.00E+00	6.97E-05	1.60E-04	2.73E-06	2.13E-02	5.57E-02
[Set 1] Acidification (AP)	kg SO2 eq	5.85E+00	2.03E+00	-6.94E-02	2.79E-01	0.00E+00	1.15E-02	6.39E-02	2.02E-03	-1.09E+00	7.07E+00
[Set 1] Ecotoxicity, fresh water (FAETP)	kg 1,4-DB eq	1.87E+01	9.11E-01	-4.59E-02	4.62E-01	0.00E+00	3.35E-02	7.71E-01	3.24E-02	-8.69E-02	2.07E+01
[Set 1] Ecotoxicity, marine water (MAETP)	kg 1,4-DB eq	5.52E+04	4.04E+03	-8.96E+01	1.95E+03	0.00E+00	1.20E+02	1.47E+03	3.93E+01	-5.16E+03	5.75E+04
[Set 1] Ecotoxicity, terrestrial (TETP)	kg 1,4-DB eq	5.48E+00	1.50E-01	-4.65E-02	7.59E-01	0.00E+00	4.05E-03	2.27E-02	4.23E-04	5.14E+00	1.15E+01
[Set 1] Eutrophication (EP)	kg PO4--- eq	7.13E-01	2.29E-01	-2.48E-02	5.73E-02	0.00E+00	2.30E-03	1.17E-02	5.55E-04	-1.21E-01	8.68E-01
[Set 1] Global warming (GWP)	kg CO2 eq	1.17E+03	9.28E+01	-6.99E-01	1.49E+02	0.00E+00	2.67E+00	1.08E+02	1.07E+00	-2.74E+02	1.25E+03
[Set 1] Human toxicity (HT)	kg 1,4-DB eq	8.82E+02	4.97E+01	-5.41E+00	1.67E+01	0.00E+00	1.14E+00	1.22E+01	1.55E-01	-1.79E+02	7.77E+02
[Set 1] Ozone layer depletion (ODP)	kg CFC-11 eq	8.61E-05	1.53E-05	-1.09E-06	7.35E-06	0.00E+00	4.95E-07	1.60E-06	8.51E-08	-1.39E-05	9.60E-05
[Set 1] Photochemical oxidation (POCP)	kg C2H4 eq	8.50E-01	1.10E-01	-1.01E-02	2.22E-02	0.00E+00	1.60E-03	7.49E-03	4.25E-04	-2.80E-01	7.02E-01
[Set 2] Acidification (AP)	mol H+ eq	7.15E+00	2.54E+00	-1.12E-01	3.53E-01	0.00E+00	1.53E-02	8.34E-02	2.66E-03	-1.34E+00	8.69E+00
[Set 2] Climate change - Biogenic (GWP-b)	kg CO2 eq	-4.64E+02	1.08E-02	2.91E+02	1.65E+00	0.00E+00	1.64E-03	1.72E+02	5.03E-01	4.24E-01	2.03E+00
[Set 2] Climate change - Fossil (GWP-f)	kg CO2 eq	1.19E+03	9.34E+01	-1.27E+00	1.51E+02	0.00E+00	2.69E+00	1.07E+02	8.31E-01	-2.85E+02	1.26E+03
[Set 2] Climate change - Land use and LU change (GWP-luluc)	kg CO2 eq	2.10E+00	5.83E-02	-4.96E-02	4.45E-02	0.00E+00	9.53E-04	5.88E-03	1.17E-04	-3.83E-01	1.78E+00
[Set 2] Climate change (GWP-total)	kg CO2 eq	7.26E+02	9.35E+01	2.95E+02	1.52E+02	0.00E+00	2.70E+00	2.79E+02	1.33E+00	-2.90E+02	1.26E+03

# Ahrend Qabin Call

Results of the environmental performance indicators (LCA results) of one functional unit (one Ahrend Qabin Call)

[Call] Impact category	Reference unit	A1-A3	A4	A5	B1-B7	C1	C2	C3	C4	D	Total
[Set 2] Ecotoxicity, freshwater (ETF)	CTUe	4.63E+04	8.51E+02	-1.35E+03	2.01E+03	0.00E+00	3.36E+01	6.43E+02	5.67E+02	-7.96E+03	4.11E+04
[Set 2] Eutrophication, freshwater (EP-fw)	kg P eq	4.41E-01	4.41E-03	-2.33E-04	7.54E-02	0.00E+00	2.07E-04	3.89E-03	4.43E-05	-8.84E-02	4.36E-01
[Set 2] Eutrophication, marine (EP-m)	kg N eq	1.37E+00	6.37E-01	-2.51E-02	9.09E-02	0.00E+00	5.53E-03	2.67E-02	5.86E-03	-2.47E-01	1.86E+00
[Set 2] Eutrophication, terrestrial (EP-t)	mol N eq	1.48E+01	7.07E+00	-5.37E-01	9.26E-01	0.00E+00	6.05E-02	2.81E-01	9.87E-03	-2.85E+00	1.98E+01
[Set 2] Human toxicity, cancer (HTC)	CTUh	2.68E-06	5.06E-08	2.58E-07	3.45E-08	0.00E+00	1.19E-09	1.97E-07	1.57E-10	-1.83E-07	3.04E-06
[Set 2] Human toxicity, non-cancer (HTNC)	CTUh	3.49E-05	7.67E-07	-4.86E-07	1.13E-06	0.00E+00	4.00E-08	4.57E-07	4.80E-09	1.82E-05	5.50E-05
[Set 2] Ionising radiation (IR)	kBq U-235 eq	7.48E+01	5.79E+00	-1.26E-01	1.35E+01	0.00E+00	2.14E-01	8.76E-01	3.72E-02	1.07E+00	9.62E+01
[Set 2] Land use (SQP)	Pt	3.74E+04	3.73E+02	-5.42E+03	4.07E+02	0.00E+00	3.54E+01	1.14E+02	1.37E+01	-3.51E+03	2.94E+04
[Set 2] Ozone depletion (ODP)	kg CFC11 eq	9.62E-05	1.93E-05	-1.07E-06	7.30E-06	0.00E+00	6.21E-07	1.82E-06	1.07E-07	-1.42E-05	1.10E-04
[Set 2] Particulate matter (PM)	disease inc.	1.13E-04	3.98E-06	-1.63E-06	1.16E-06	0.00E+00	2.43E-07	8.31E-07	5.07E-08	-1.68E-05	1.01E-04
[Set 2] Photochemical ozone formation (POCP)	kg NMVOC eq	4.59E+00	1.84E+00	-7.96E-02	2.29E-01	0.00E+00	1.73E-02	7.63E-02	3.09E-03	-1.11E+00	5.56E+00
[Set 2] Resource use, fossils (ADP-f)	MJ	1.51E+04	1.24E+03	-3.33E+01	1.98E+03	0.00E+00	4.13E+01	1.14E+02	7.66E+00	-2.53E+03	1.59E+04
[Set 2] Resource use, minerals and metals (ADP-mm)	kg Sb eq	3.26E-02	1.04E-03	-2.83E-05	6.08E-04	0.00E+00	6.97E-05	1.60E-04	2.73E-06	2.13E-02	5.57E-02
[Set 2] Water use (WDP)	m3 depriv.	3.05E+02	2.29E+00	1.46E-01	1.52E+01	0.00E+00	1.27E-01	2.05E+00	1.90E-01	-3.49E+01	2.90E+02
Components for re-use (CRU)	kg	0.00E+00	0.00E+00	0.00E+00	0.00E+00	0.00E+00	0.00E+00	0.00E+00	0.00E+00	0.00E+00	0.00E+00
Energy, primary, non-renewable (PENRT)	MJ	1.62E+04	1.32E+03	-3.62E+01	2.12E+03	0.00E+00	4.39E+01	1.21E+02	8.14E+00	-2.70E+03	1.70E+04
Energy, primary, non-renewable, excluding materials (PENRE)	MJ	0.00E+00	0.00E+00	0.00E+00	0.00E+00	0.00E+00	0.00E+00	0.00E+00	0.00E+00	0.00E+00	0.00E+00

# Ahrend Qabin Call

Results of the environmental performance indicators (LCA results) of one functional unit (one Ahrend Qabin Call)

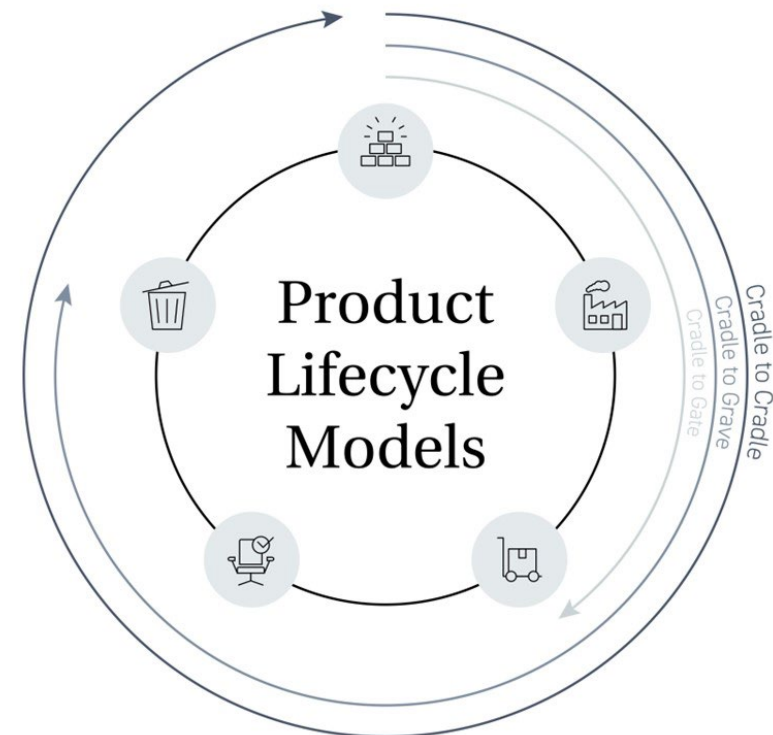
[Call] Impact category	Reference unit	A1-A3	A4	A5	B1-B7	C1	C2	C3	C4	D	Total
Energy, primary, non-renewable, materials (PENRM)	MJ	0.00E+00	0.00E+00	0.00E+00	0.00E+00	0.00E+00	0.00E+00	0.00E+00	0.00E+00	0.00E+00	0.00E+00
Energy, primary, renewable (PERT)	MJ	8.09E+03	1.04E+01	-1.14E+03	2.13E+02	0.00E+00	5.93E-01	9.47E+00	1.35E-01	-8.28E+02	6.36E+03
Energy, primary, renewable, excluding materials (PERE)	MJ	0.00E+00	0.00E+00	0.00E+00	0.00E+00	0.00E+00	0.00E+00	0.00E+00	0.00E+00	0.00E+00	0.00E+00
Energy, primary, renewable, materials (PERM)	MJ	0.00E+00	0.00E+00	0.00E+00	0.00E+00	0.00E+00	0.00E+00	0.00E+00	0.00E+00	0.00E+00	0.00E+00
Energy, primary, total (PET)	MJ	2.43E+04	1.33E+03	-1.17E+03	2.33E+03	0.00E+00	4.45E+01	1.31E+02	8.27E+00	-3.53E+03	2.34E+04
Exported energy, electric (EEE)	MJ	0.00E+00	0.00E+00	0.00E+00	0.00E+00	0.00E+00	0.00E+00	0.00E+00	0.00E+00	0.00E+00	0.00E+00
Exported energy, thermal (EET)	MJ	0.00E+00	0.00E+00	0.00E+00	0.00E+00	0.00E+00	0.00E+00	0.00E+00	0.00E+00	0.00E+00	0.00E+00
Materials for energy recovery (MER)	kg	0.00E+00	0.00E+00	0.00E+00	0.00E+00	0.00E+00	0.00E+00	0.00E+00	0.00E+00	0.00E+00	0.00E+00
Materials for recycling (MFR)	kg	0.00E+00	0.00E+00	0.00E+00	0.00E+00	0.00E+00	0.00E+00	0.00E+00	0.00E+00	0.00E+00	0.00E+00
Secondary fuel, non-renewable (NRSF)	MJ	0.00E+00	0.00E+00	0.00E+00	0.00E+00	0.00E+00	0.00E+00	0.00E+00	0.00E+00	0.00E+00	0.00E+00
Secondary fuel, renewable (RSF)	MJ	0.00E+00	0.00E+00	0.00E+00	0.00E+00	0.00E+00	0.00E+00	0.00E+00	0.00E+00	0.00E+00	0.00E+00
Secondary material (SM)	kg	0.00E+00	0.00E+00	0.00E+00	0.00E+00	0.00E+00	0.00E+00	0.00E+00	0.00E+00	0.00E+00	0.00E+00
Waste, hazardous (HWD)	kg	8.65E-02	1.60E-03	-1.21E-04	1.52E-03	0.00E+00	1.06E-04	2.81E-04	9.99E-06	3.42E-02	1.24E-01
Waste, non-hazardous (NHWD)	kg	1.83E+02	1.99E+01	-8.24E+00	5.83E+00	0.00E+00	2.56E+00	4.83E+00	2.60E+01	-3.47E+01	1.99E+02
Waste, radioactive (RWD)	kg	3.81E-02	8.57E-03	-1.96E-04	4.09E-03	0.00E+00	2.81E-04	6.61E-04	4.84E-05	-1.69E-03	4.99E-02
Water, fresh water use (FW)	m3	8.97E+00	8.24E-02	3.00E-02	1.21E+00	0.00E+00	4.68E-03	1.00E-01	8.37E-03	-1.19E+00	9.22E+00

## Additional technical information

Modules A1 to A3 cover the material extraction and production, beginning with A1 focusing on the extraction of raw materials for the Qabin Call and the transport plus packaging of these raw materials. In module A2 the transportation from the material suppliers to the production site of Ahrend in Taicang City is calculated. The energy consumption of the production site is considered in Module A3. Furthermore, the production waste is taken into account in this module. Steel has production waste in this life cycle analysis. In addition, as a worst-case scenario, 1% production waste for every material is accounted. For the end-of-life treatment percentages and transport distances, the standard values from the NMD Assessment Method are considered. Modules A4 and A5 are part of the transport and disassembly. A4 addresses the transport from the production site to the clients. According to the NMD Assessment Method, a standard value of 150 km is taken into account. Also, the transport from China to the Netherlands is considered. The impact of the disposal of the packaging is accounted for in Module A5. For the end-of-life treatment percentages and transport distances to end-of-life treatment the standard values of NMD are considered. The use phase is calculated in Module B. In the case of the Qabin there is a use phase for the ventilation and lights. C1 until C4 are calculated in the End-of-Life. After their useful life the materials are disassembled manually. This means there is zero impact in C1 for the demolition. Thereafter, the materials are transported (C2) to waste processing to be processed (C3-C4). The transport distance and waste treatment values are calculated according to the NMD Assessment Method. Module D is the last module, which are the benefits and burdens for recovery and recycling. The steps of the NMD Assessment Method are followed to calculate the impact.

### Disclaimer

This LCA is calculated according to the Cradle-to-Grave model. From the moment a product leaves the factory (cradle) to the end of its life cycle, in which the use phase and waste phase; namely when the waste is or is being removed, are taken into account. (grave). Please be aware that EPDs of competitors within the same product category calculated with a Cradle-to-Gate model or with different methods may not be comparable.





# References

---

ISO 14040

DIN EN ISO 14040:2006-10, Environmental management - Life cycle assessment - Principles and framework; EN ISO 14040:2006

ISO 14044

DIN EN ISO 14044:2006-10, Environmental management - Life cycle assessment - Requirements and guidelines; EN ISO 14040:2006

ISO 14025

DIN EN ISO 14025:2011-10: Environmental labels and declarations — Type III environmental declarations — Principles and procedures

EN 15804+A2

NEN-EN 15804:2012+A2:2019: Sustainability of construction works — Environmental Product Declarations — Core rules for the product category of construction products

NMD-assessment method 1.1

'Environmental Performance Assessment Method for Construction Works', Stichting National Environmental Database, versie 1.1, maart 2022.

ahrend

Vitalising Workspaces